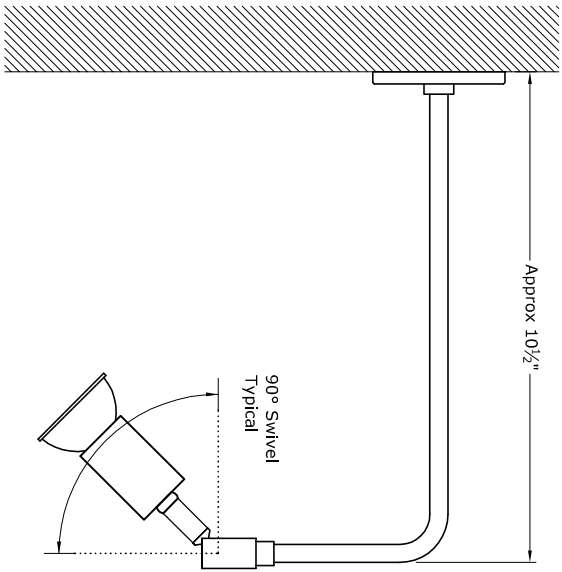
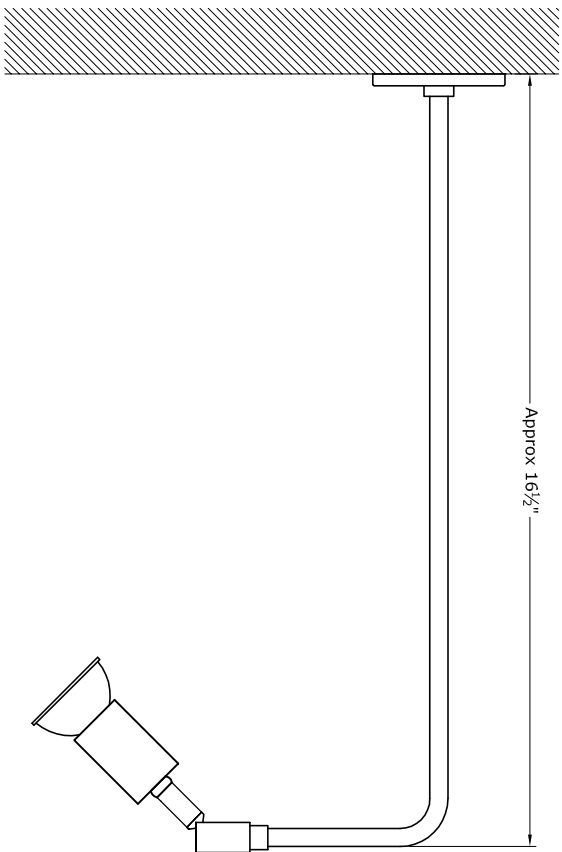


6" Curved Stem
(Specify Projection: 6", 10", or 16" Stem)
Note: Custom Curved Stems Are Not Available



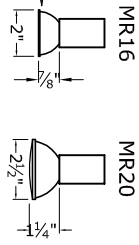
10" Curved Stem



16" Curved Stem

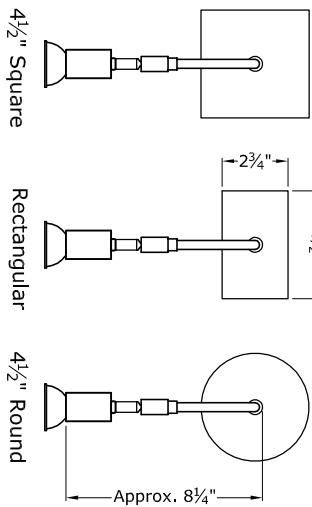
Notes:
MM01B Mounting Method Depicted.
See Mounting Methods For Other Options.

Lamps Available:



Exposed Lamp Reflectors
Have An Inherent Finish Or Color.
Please Consider When
Specifying Fixture Finish.

Mounting Plate Options (No Screws Visible) :



MODULIGHTOR

customized modern lighting
246 East 58th Street
New York, NY 10022
T (212) 371 0336 | F (212) 371 0335
modulightor.com

SC71
Sconce - Guten A

SCALE: 3" = 1'-0" / 1 1/2" = 1'-0"